



i-gel[®] paediatric range

The supraglottic airway with a non-inflatable cuff



Airway Management ▪ Airway Devices

Airway management has evolved

Introducing the paediatric i-gel®: a revolutionary single use supraglottic airway from Intersurgical.



i-gel® and natural airway management

The i-gel® is a truly unique single use, latex and PVC free airway device, representing the culmination of years of extensive research and development. Based on the original i-gel® design inspired by the physiology of the perilaryngeal framework itself, everything about the paediatric i-gel® has been designed to work in perfect unison with a child's anatomy, and the specific anatomical, physiological and pathological differences that make paediatric anaesthesia particularly challenging.

Paediatrics

i-gel® is available in four paediatric as well as three adult sizes, making it applicable for use with patients from 2kg to 90+kg. The paediatric i-gel® is indicated in securing and maintaining a patent airway in routine and emergency anaesthetics for operations of fasted patients during spontaneous or intermittent positive pressure ventilation (IPPV) and during resuscitation of the unconscious patient, by personnel who are suitably trained and experienced in the use of airway management techniques and devices.

i-gel® mirrors the anatomy

The shape, softness and contours accurately mirror the perilaryngeal anatomy to create the perfect fit. This innovative concept means that no cuff inflation is required. The i-gel® works in harmony with the patient's anatomy so that compression and displacement trauma are significantly reduced or eliminated.

The non-inflatable cuff

i-gel® gets its name from the soft gel-like material from which it is made. It is the innovative application of this material that has enabled the development of a unique non-inflatable cuff. This key feature means insertion of i-gel® is easy, rapid and consistently reliable.

The simple, safe and rapid solution

i-gel® is incredibly easy to use. A proficient user can achieve insertion of the i-gel® in less than 5 seconds. With no inflatable cuff, i-gel® provides a safe and rapid airway management solution.

Accurate and natural positioning

The i-gel® accurately and naturally positions itself over the laryngeal framework, providing a reliable perilaryngeal seal without the need for an inflatable cuff.

Additional information available

An i-gel® User Guide, clinical study material and other support documentation is available to download from the i-gel® website at www.i-gel.com.

Evidence

1. Beringer RM, Kelly F, Cook TM, Nolan J, Hardy R, Simpson T, White MC. A cohort evaluation of the paediatric i-gel® airway during anaesthesia in 120 children. *Anaesthesia* 2011 Dec;66(12):1121-6
2. Beylacq L, Bordes M, Semjen F, Cros AM. The i-gel®, a single-use supraglottic airway device with a non-inflatable cuff and an esophageal vent: an observational study in children. *Acta Anaesthesiol Scand.* 2009 Mar;53(3):376-9
3. Kim MS, Oh JT, Min JY, Lee KH, Lee JR. A randomised comparison of the i-gel® and the Laryngeal Mask Airway Classic™ in infants. *Anaesthesia.* 2014 Apr;69(4):362-7
4. Das B, Mitra S, Jamil SN, Varshney RK. Comparison of three supraglottic devices in anaesthetised paralyzed children undergoing elective surgery. *Saudi J Anaesth.* 2012 Jul;6(3):224-8
5. Mitra S, Das B, Jamil SN. Comparison of Size 2.5 i-gel® with Proseal LMA™ in Anaesthetised, Paralyzed Children Undergoing Elective Surgery. *N Am J Med Sci.* 2012 Oct;4(10):453-7
6. Goyal R, Shukla RN, Kumar G. Comparison of size 2 i-gel® supraglottic airway with LMA-Pro-Seal™ and LMA-Classic™ in spontaneously breathing children undergoing elective surgery. *Paediatr Anaesth.* 2012 April; 22(4):355-9
7. Lee JR, Kim MS, Kim JT, Byon HJ, Park YH, Kim HS, Kim CS. A randomised trial comparing the i-gel® with the LMA Classic (TM) in children. *Anaesthesia.* 2012 Jun;67(6):606-11
8. L Theiler, R Greif. Clinical evidence for the use of the i-gel® pediatric anesthesia. The i-gel® supraglottic airway: Medical procedures, testing and technology. Nova Science Publishers, 2013
9. Y Abukawa, K Hiroki, M Ozaki. Evaluation of the i-gel® airway in children. The i-gel® supraglottic airway: Medical procedures, testing and technology. Nova Science Publishers, 2013

Find out more



Features and benefits

The i-gel® has a host of features that provide significant benefits to the patient and the clinician.

15mm connector

Reliable connection to any standard catheter mount or connection

Proximal end of gastric channel

Clearly displayed product information

For quick easy reference. Includes confirmation of size and weight guidance



Gastric channel

The i-gel® incorporates a gastric channel (except size 1). It provides an early warning of regurgitation, allows for the passing of a nasogastric tube to empty stomach contents and facilitates venting

Integral bite block

Reduces the possibility of airway channel occlusion

Buccal cavity stabiliser

Aids insertion and eliminates the potential for rotation


Epiglottic rest

Reduces the possibility of epiglottic 'down folding' and airway obstruction

The non-inflatable cuff

Made from a unique soft gel-like material allowing ease of insertion and reduced trauma

Distal end of gastric channel



Correct taping technique





It is important that as soon as insertion has been completed, the i-gel® is held until and whilst the device is secured in place.

The i-gel® should be taped in place 'maxilla to maxilla' (upper jaw to upper jaw) as shown.

Innovative packaging

The paediatric i-gel® supraglottic airway is supplied in a fully recyclable cage pack. This unique packaging protects the i-gel® in transit and ensures that it maintains its anatomical shape. i-gel® is available in four paediatric sizes.



Code	Description	Colour	Size	Weight	Box Qty.
8225000	i-gel®, supraglottic airway	○	2.5 Large paediatric	25–35kg	10 
8202000	i-gel®, supraglottic airway	●	2 Small paediatric	10–25kg	10 
8215000	i-gel®, supraglottic airway	●	1.5 Infant	5–12kg	10 
8201000	i-gel®, supraglottic airway	●	1 Neonate	2–5kg	10 

[Make an enquiry](#)
[Find out more](#)
[▶ Watch the video](#)

 Sterile

IS6.8 • Issue 7 07.24



Intersurgical Ltd, Crane House, Molly Millars Lane, Wokingham, Berkshire, RG41 2RZ, UK
 T: +44 (0)118 965 6300 info@intersurgical.com www.intersurgical.com



The manufacturer Intersurgical Ltd is certified to ISO 14001:2015, ISO 9001:2015, ISO 13485:2016 and MDSAP

Please think before you print
 Save energy and paper.
 If you must print this information sheet please print it double sided.