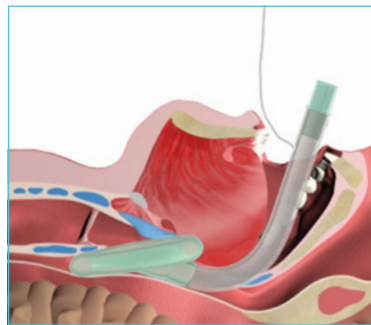




Solus™ Curve laryngeal mask airway

The laryngeal mask with a preformed airway tube



Airway Management • Airway Devices

Solus™ Curve laryngeal mask airways

Solus Curve is our laryngeal mask for those who prefer the insertion characteristics of a device with a curved airway tube.

As with all our laryngeal masks, Solus Curve is single use, latex free and supplied sterile.

Essential information

Clearly visible for quick reference



The curve

Anatomical curve to aid insertion

Low friction material

Atraumatic insertion and removal

Classic cuff shape

Renowned for reliability

Integral inflation line

Reduces the risk of damage whilst in use




High quality valve

To ensure continual cuff integrity



Video available at www.intersurgical.com



Code	Description	Size	Weight	Box Qty.
8005050	Solus Curve, laryngeal mask airway	5 Large adult	70+kg	20 
8004050	Solus Curve, laryngeal mask airway	4 Medium adult	50–70kg	20 
8003050	Solus Curve, laryngeal mask airway	3 Small adult	30–50kg	20 

Make an enquiry

 Sterile



Intersurgical Ltd, Crane House, Molly Millars Lane, Wokingham, Berkshire, RG41 2RZ, UK
 T: +44 (0)118 965 6300 F: +44 (0)118 965 6356 info@intersurgical.com www.intersurgical.com



The manufacturer Intersurgical Ltd is certified to ISO 9001:2015, ISO 13485:2016 and ISO 14001:2015

Please think before you print
 Save energy and paper.
 If you must print this information sheet please print it double sided.